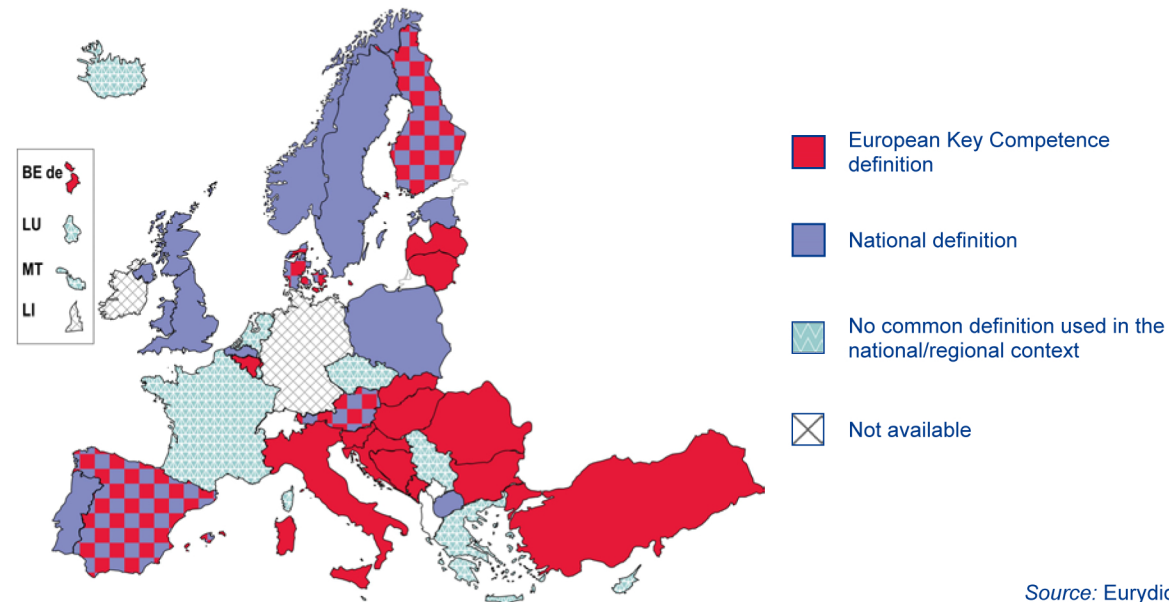
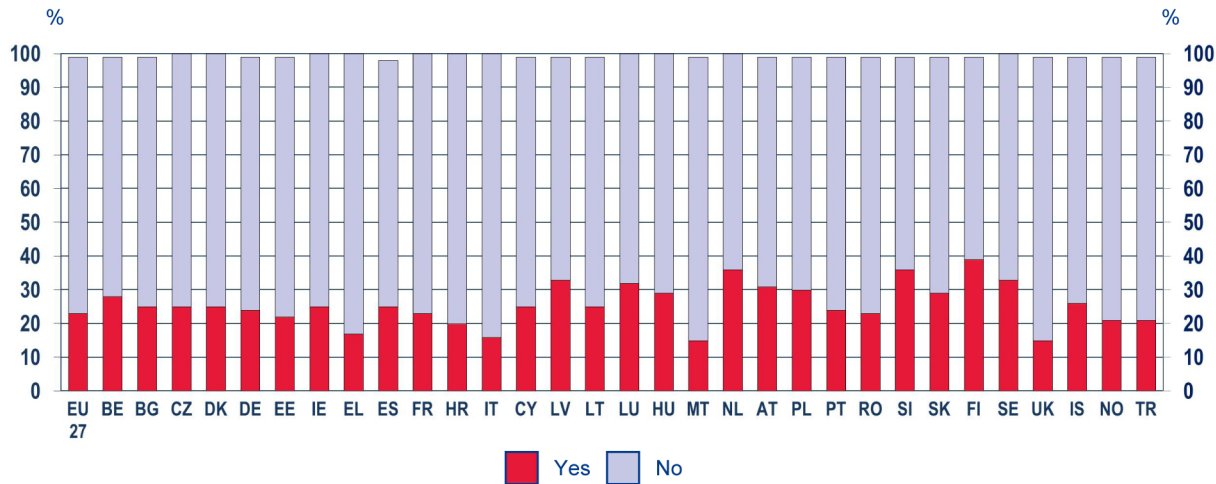


Figure 1.1: Definitions of entrepreneurship education used, shared and agreed by most stakeholders at central level, 2014/15



Source: Eurydice.

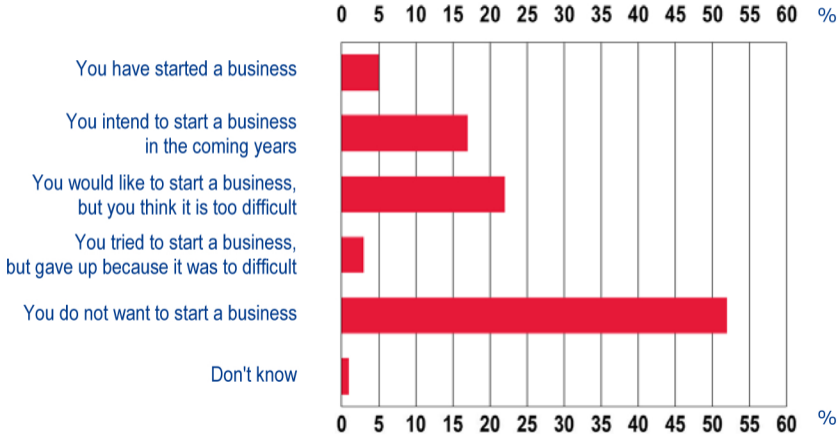
Figure 1.2: Percentage of respondents having participated in any course or activity relating to entrepreneurship at school, 2012



Source: Flash Eurobarometer 354: Entrepreneurship in the EU and beyond.

Figure 1.5: Young people (aged 15-29) who would like to set up their own business, EU-28 average, 2014

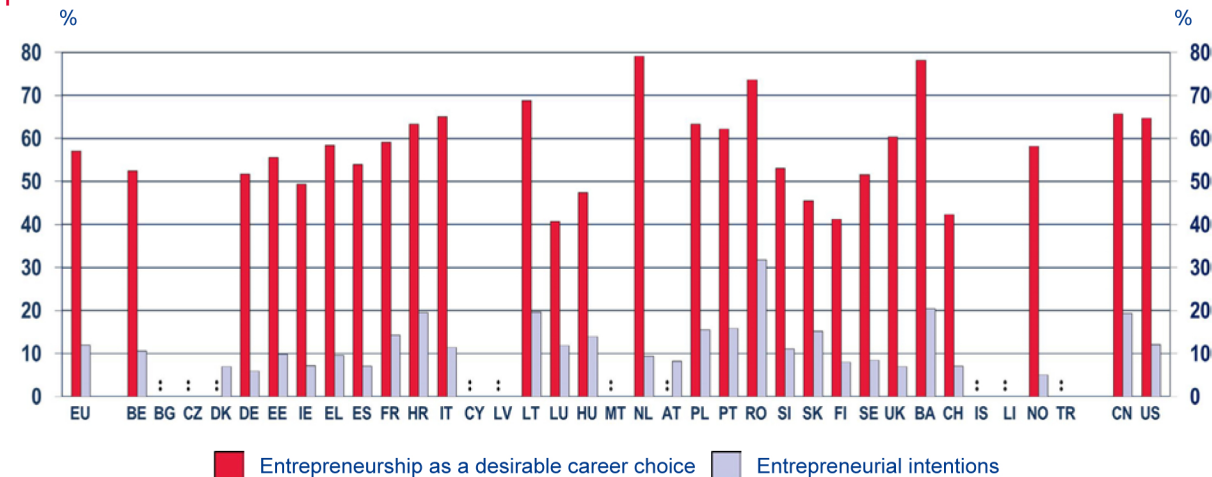
Regarding the start-up of a business, which of the following is closer to your situation?



Base: all respondents.

Source: Flash Eurobarometer of the European Parliament (EP EB395) on 'European Youth in 2014'.

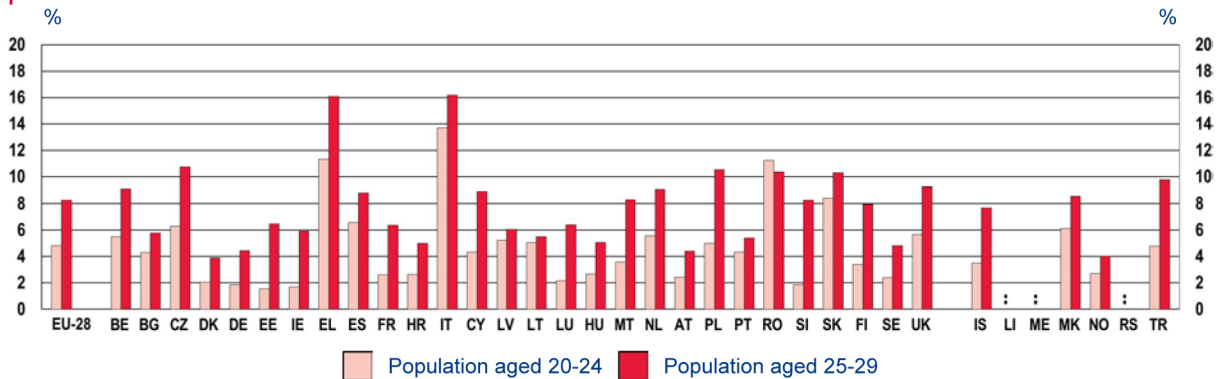
Figure 1.6: Entrepreneurship as a desirable career choice and entrepreneurial intentions
 (% of population aged 18-64), 2014



%	EU	BE	BG	CZ	DK	DE	EE	IE	EL	ES	FR	HR	IT	CY	LV	LT	LU	HU	MT
Desirable career choice	57	52	:	:	:	52	56	49	58	54	59	63	65	:	:	69	41	47	:
Entrepreneurial intentions	12	11	:	:	7	6	10	7	10	7	14	19	11	:	:	20	12	14	:
%	NL	AT	PL	PT	RO	SI	SK	FI	SE	UK	BA	CH	IS	LI	NO	TR		CN	US
Desirable career choice	79	:	63	62	74	53	45	41	52	60	78	42	:	:	58	:		66	65
Entrepreneurial intentions		9	8	16	16	11	15	15	8	8	7	20	7	:	:	5		19	12

Source: Global Entrepreneurship Monitor: Key indicators 2014.

Figure 1.8: Self-employed young people, as a percentage of all employed young people, by age, 2014

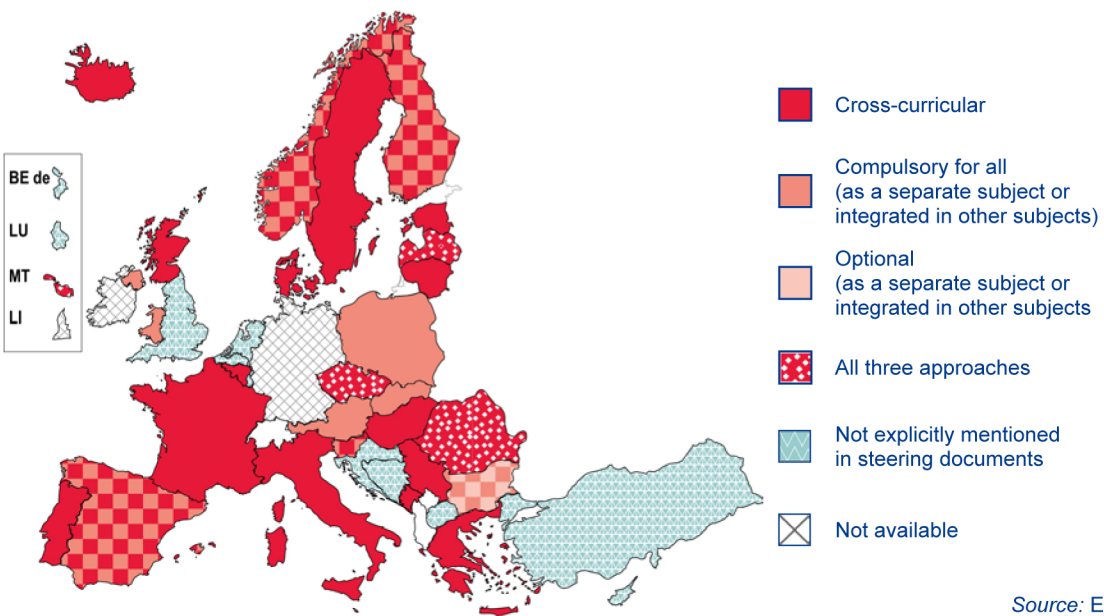


	EU	BE	BG	CZ	DK	DE	EE	IE	EL	ES	FR	HR	IT	CY	LV	LT	LU	HU
20-24	4.8	5.5	4.3	6.3	2.0	1.8	1.5	1.7	11.3	6.6	2.6	2.7	13.7	4.3	5.2	5.1	2.2	2.7
25-29	8.3	9.1	5.8	10.7	3.9	4.4	6.5	5.9	16.1	8.8	6.4	5.0	16.2	8.9	6.1	5.5	6.4	5.1
	MT	NL	AT	PL	PT	RO	SI	SK	FI	SE	UK	IS	LI	ME	MK	NO	RS	TR
20-24	3.6	5.6	2.4	5.0	4.3	11.2	1.9	8.4	3.4	2.4	5.7	3.5	:	:	6.1	2.7	:	4.8
25-29	8.3	9.1	4.4	10.5	5.4	10.4	8.3	10.3	7.9	4.8	9.3	7.7	:	:	8.6	4.0	:	9.8

Source: Eurydice calculation on Eurostat data (Labour Force Survey) on self-employed young people [yth_empl_040].

Figure 3.1: Curricular approaches to entrepreneurship education, 2014/15

a) Primary education



b) Lower secondary education

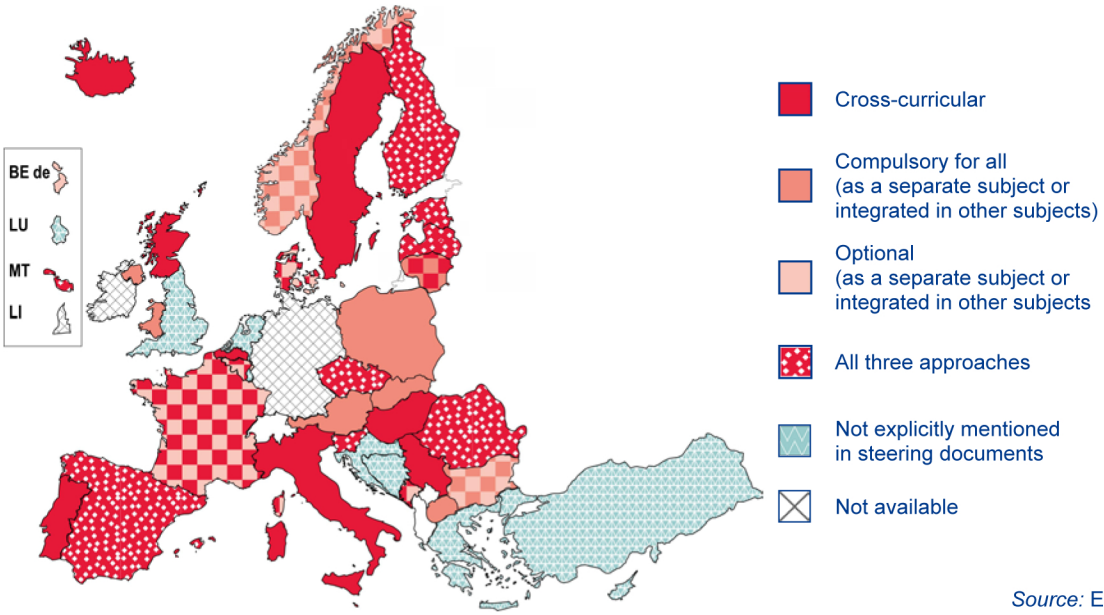
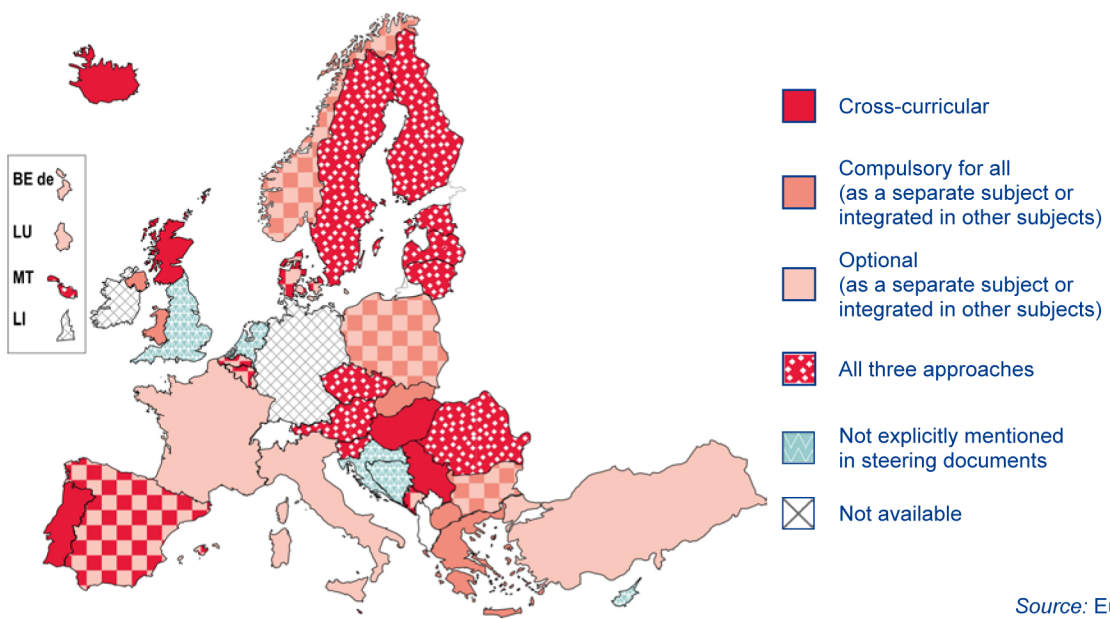


Figure 3.3: Curricular approaches to entrepreneurship education, 2014/15

a) General upper secondary education



b) School-based IVET

